

OHSLA 2015 Survey

OHSLA 2015 Survey was designed in order to gather meaningful demographic information, opinions, comments, and feedback from all health sciences, hospital, academic, and other library staff engaged in providing Library Services in diverse health sciences informational organizations. Results of this survey are shared with all participants. Results will help OHSLA to better understand the people who comprise our organization, and it will provide opportunity to identify OHSLA's strengths and recognize opportunities for improving OHSLA services. This Survey was your opportunity to share your ideas that will result in creating action plans for directing the future of OHSLA. This survey was conducted anonymously. Conducting of the Survey was approved August 4th, 2014 by Mount Carmel Health System Institutional Review Board, IRB Protocol # 140728-5

Question Summaries t Data Trends

Share [Share](#)

All Pages 1 2

102 responses

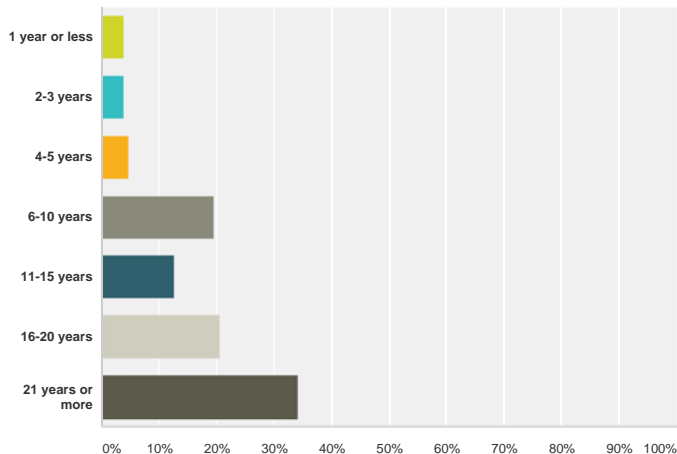
April 24, 2014 - March 31, 2015

25 views

Q1

How many years have you been in the library/information field?

Answered: 102 Skipped: 0



Answer Choices	Responses
1 year or less	3.92% 4
2-3 years	3.92% 4
4-5 years	4.90% 5
6-10 years	19.61% 20
11-15 years	12.75% 13
16-20 years	20.59% 21
21 years or more	34.31% 35
Total	102

Q2

Was your FIRST professional position in a health sciences/medical library?

Answered: 101 Skipped: 1

Yes

No

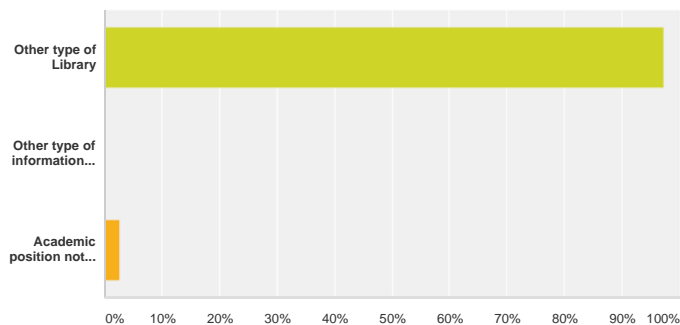


Answer Choices	Responses	
Yes	55.45%	56
No	44.55%	45
Total		101

Q3

If no, where was your first professional position?

Answered: 37 Skipped: 65



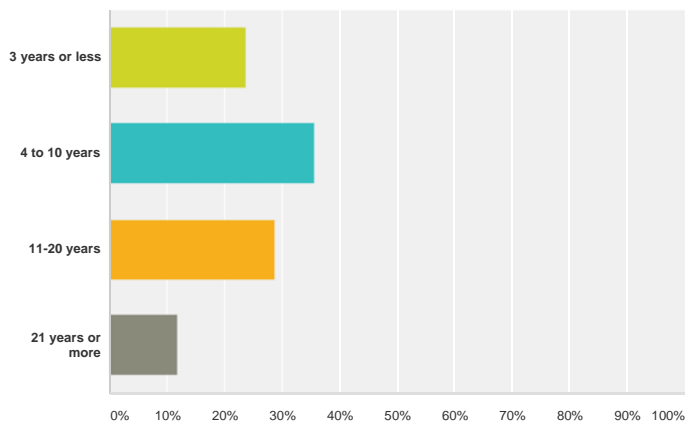
Answer Choices	Responses	
Other type of Library	97.30%	36
Other type of information service (i.e. information vendor)	0.00%	0
Academic position not in the library	2.70%	1
Total		37

[Comments \(21\)](#)

Q4

How many years have you been in your current position?

Answered: 101 Skipped: 1

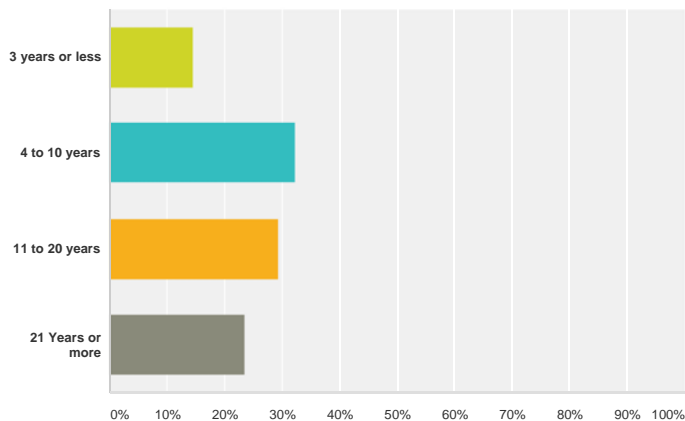


Answer Choices	Responses	
3 years or less	23.76%	24
4 to 10 years	35.64%	36
11-20 years	28.71%	29
21 years or more	11.88%	12
Total		101

Q5

How many years have you been employed in a health sciences/medical Library?

Answered: 102 Skipped: 0

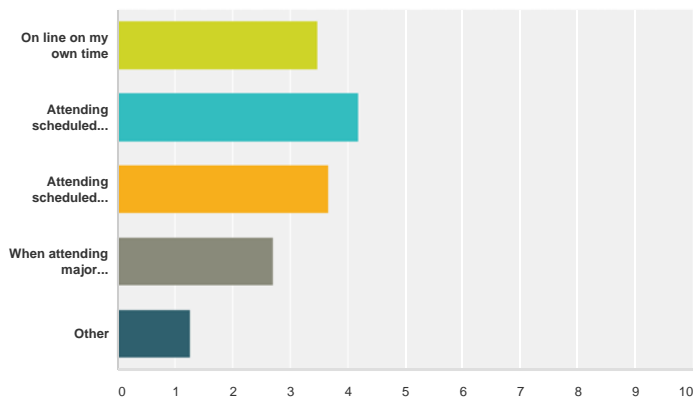


Answer Choices	Responses	
3 years or less	14.71%	15
4 to 10 years	32.35%	33
11 to 20 years	29.41%	30
21 Years or more	23.53%	24
Total		102

Q6

Please rank (1 as most likely) the ways that you are gaining your Continuing Education hours in the Library field?

Answered: 102 Skipped: 0



	1	2	3	4	5	N/A	Total	Score
On line on my own time	26.47% 27	17.65% 18	23.53% 24	18.63% 19	3.92% 4	9.80% 10	102	3.49
Attending scheduled educational activities on line (webinars)	43.14% 44	33.33% 34	12.75% 13	5.88% 6	0.00% 0	4.90% 5	102	4.20
Attending scheduled educational activities in person	19.61% 20	31.37% 32	35.29% 36	5.88% 6	0.98% 1	6.86% 7	102	3.67
When attending major conferences (MLA, ALA, and others)	5.88% 6	13.73% 14	19.61% 20	47.06% 48	1.96% 2	11.76% 12	102	2.71
Other	0.98% 1	0.00% 0	2.94% 3	7.84% 8	50.98% 52	37.25% 38	102	1.28

Q7

Please, if you have chose 'Other' in your ranking answer on previous question feel free to share that option .

Answered: 7 Skipped: 95

I do not need continuing education hours.
3/4/2015 1:51 PM

I work in administrative functions/HR
2/20/2015 10:26 AM

I work in IT - Desktop delivery of information
2/20/2015 8:45 AM

writing book reviews
2/7/2015 9:19 PM

Academic classes - not just educational activities
2/4/2015 12:37 PM

Reading articles in professional journals
1/30/2015 1:03 PM

NA
1/30/2015 1:02 PM

Q8

What are the primary characteristics of your current position using the following categories?

Answered: 101 Skipped: 1

administration

library assistant

cataloging/technical services

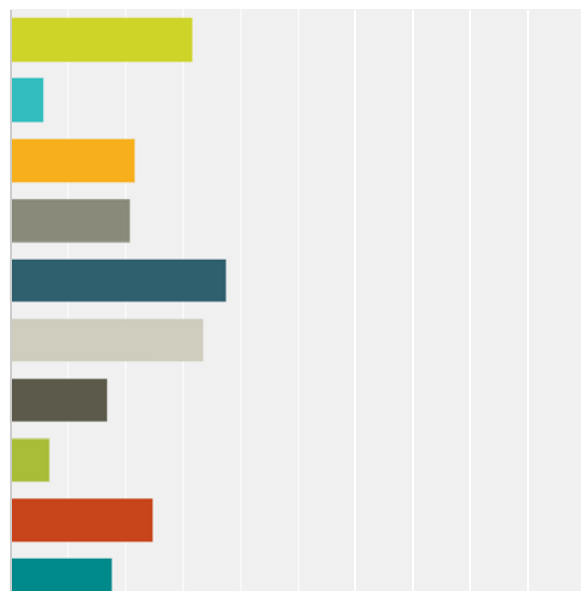
circulation/access services

collection development/...

education/faculty

ILL/document delivery

media/AV services



Answer Choices	Responses
administration	31.68% 32
library assistant	5.94% 6
cataloging/technical services	21.78% 22
circulation/access services	20.79% 21
collection development/acquisitions	37.62% 38
education/faculty	33.66% 34
ILL/document delivery	16.83% 17
media/AV services	6.93% 7
one person library / multiple responsibilities	24.75% 25
outreach	17.82% 18
personnel	10.89% 11
preservation	2.97% 3
reference/information services	58.42% 59
embedded/clinical librarian	10.89% 11
serials	18.81% 19
systems/technology services	17.82% 18
other	12.87% 13

Total Respondents: 101

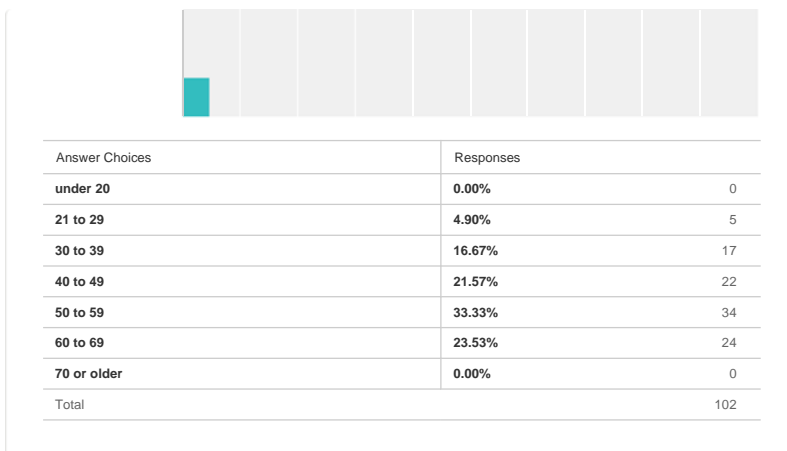
[Comments](#) (15)

Q9

What is your age group?

Answered: 102 Skipped: 0

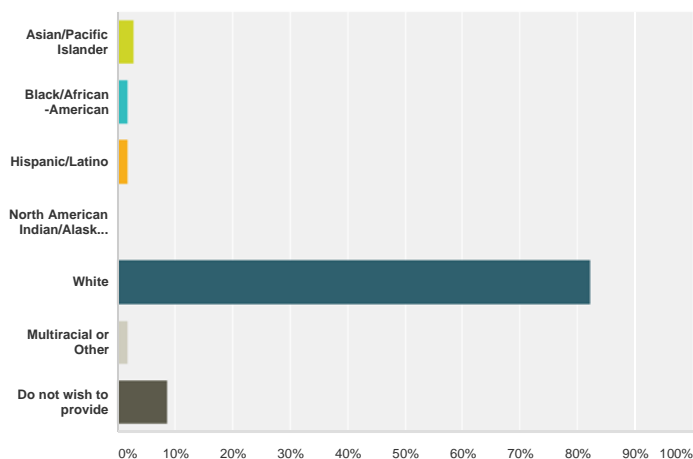
- under 20
- 21 to 29
- 30 to 39
- 40 to 49
- 50 to 59
- 60 to 69



Q10

What is your race/ethnic origin?

Answered: 102 Skipped: 0



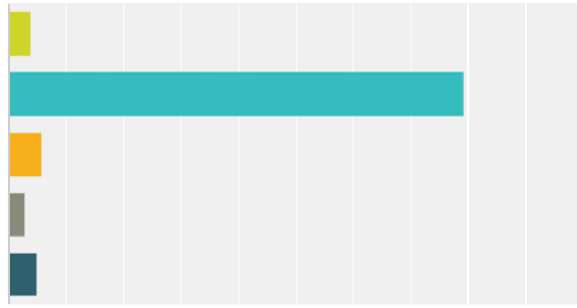
Answer Choices	Responses
Asian/Pacific Islander	2.94% 3
Black/African -American	1.96% 2
Hispanic/Latino	1.96% 2
North American Indian/Alaska Native	0.00% 0
White	82.35% 84
Multiracial or Other	1.96% 2
Do not wish to provide	8.82% 9
Total	102

Q11

Your highest-earned degree is (please check ONLY one):

Answered: 101 Skipped: 1

- Ph.D. (any field)
- master's degree in...
- master's degree in...

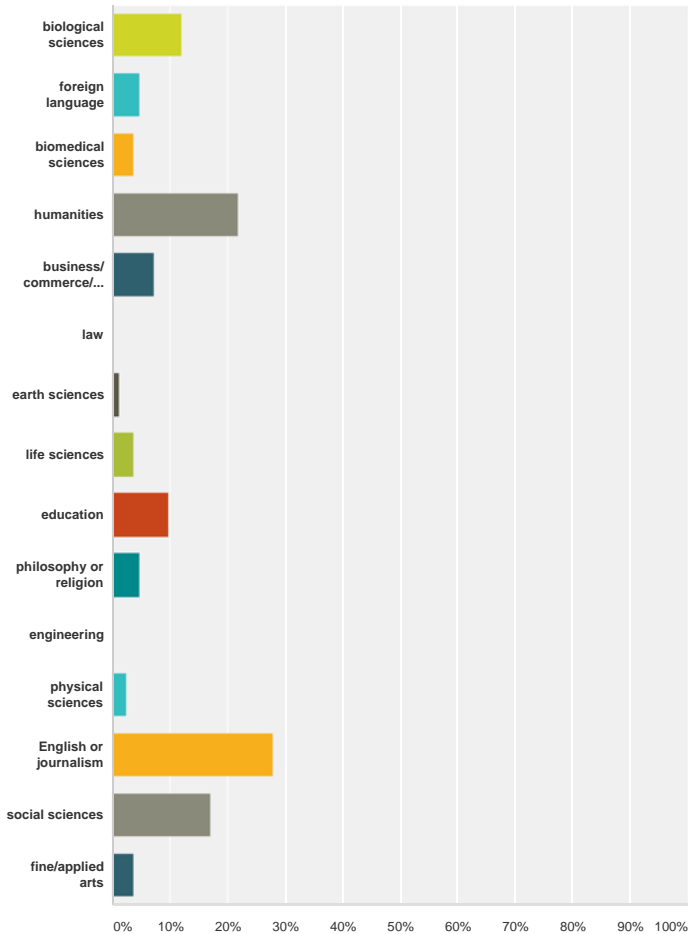


Answer Choices	Responses
Ph.D. (any field)	3.96% 4
master's degree in library/information science	79.21% 80
master's degree in another field	5.94% 6
currently working on master's degree	2.97% 3
bachelor's degree	4.95% 5
associate's degree	1.98% 2
none	0.99% 1
Total	101

Q12

Your bachelor's degree major was in (check any that apply):

Answered: 82 Skipped: 20

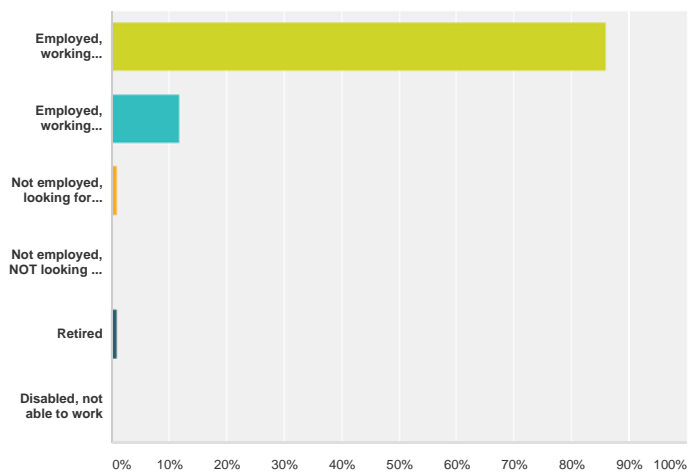


Answer Choices	Responses	
biological sciences	12.20%	10
foreign language	4.88%	4
biomedical sciences	3.66%	3
humanities	21.95%	18
business/ commerce/ economics	7.32%	6
law	0.00%	0
earth sciences	1.22%	1
life sciences	3.66%	3
education	9.76%	8
philosophy or religion	4.88%	4
engineering	0.00%	0
physical sciences	2.44%	2
English or journalism	28.05%	23
social sciences	17.07%	14
fine/applied arts	3.66%	3
Total Respondents: 82		
Comments (25)		

Q13

Which of the following categories best describes your employment status?

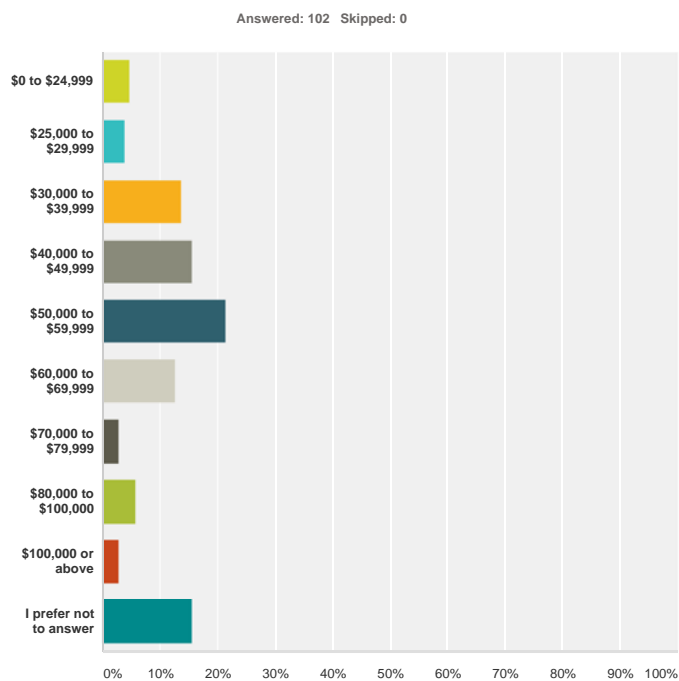
Answered: 100 Skipped: 2



Answer Choices	Responses	
Employed, working full-time	86.00%	86
Employed, working part-time	12.00%	12
Not employed, looking for work	1.00%	1
Not employed, NOT looking for work	0.00%	0
Retired	1.00%	1
Disabled, not able to work	0.00%	0
Total		100
Comments (1)		

Q14

As of January 1, 2014, what was your annual salary (range)?

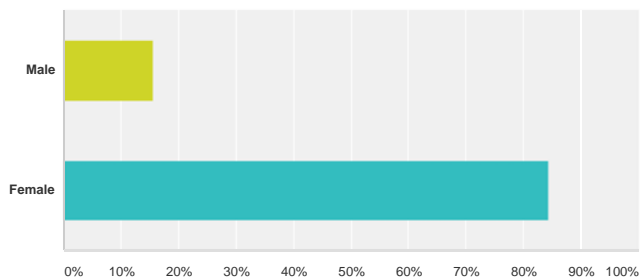


Answer Choices	Responses	
\$0 to \$24,999	4.90%	5
\$25,000 to \$29,999	3.92%	4
\$30,000 to \$39,999	13.73%	14
\$40,000 to \$49,999	15.69%	16
\$50,000 to \$59,999	21.57%	22
\$60,000 to \$69,999	12.75%	13
\$70,000 to \$79,999	2.94%	3
\$80,000 to \$100,000	5.88%	6
\$100,000 or above	2.94%	3
I prefer not to answer	15.69%	16
Total		102

Q15

Are you male or female?

Answered: 102 Skipped: 0

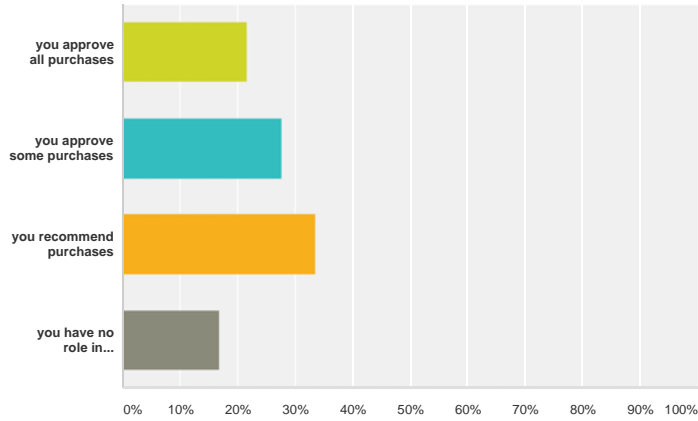


Answer Choices	Responses	
Male	15.69%	16
Female	84.31%	86
Total		102

Q16

Describe your role in making purchasing decisions (including journal, monograph, furniture, and computer hardware and software purchases) for your library (please check ONLY one):

Answered: 101 Skipped: 1

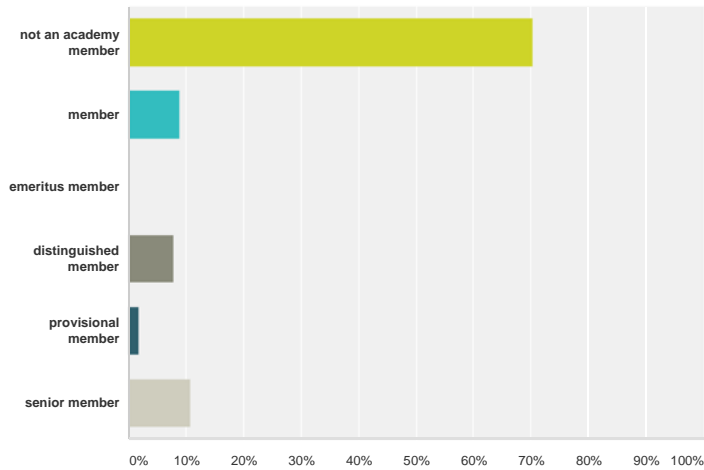


Answer Choices	Responses
you approve all purchases	21.78% 22
you approve some purchases	27.72% 28
you recommend purchases	33.66% 34
you have no role in purchasing decisions	16.83% 17
Total	101

Q17

If you are currently a member of the Academy of Health Information Professionals, at what level?

Answered: 101 Skipped: 1



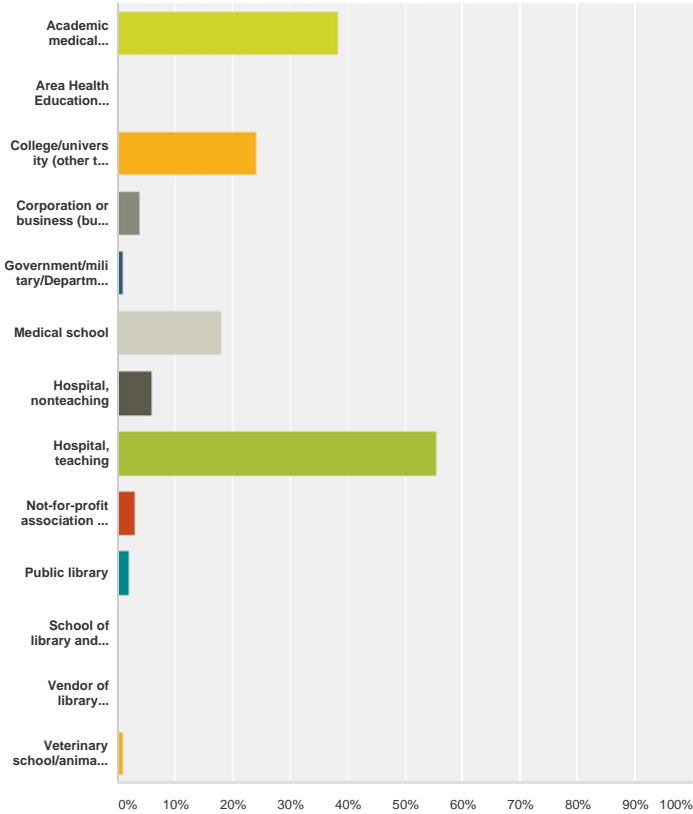
Answer Choices	Responses
not an academy member	70.30% 71
member	8.91% 9
Total	101

Answer Choices	Responses	
emeritus member	0.00%	0
distinguished member	7.92%	8
provisional member	1.98%	2
senior member	10.89%	11
Total		101

Q18

17. Select the type of institution in which you work (please check all that apply):

Answered: 99 Skipped: 3



Answer Choices	Responses	
Academic medical center/teaching facility	38.38%	38
Area Health Education Center or unaffiliated medical library	0.00%	0
College/university (other than SLIS)	24.24%	24
Corporation or business (but not library vendor)	4.04%	4
Government/military/Department of Veterans Affairs	1.01%	1
Medical school	18.18%	18
Hospital, nonteaching	6.06%	6
Hospital, teaching	55.56%	55
Not-for-profit association or society	3.03%	3
Public library	2.02%	2
School of library and information science (SLIS)	0.00%	0
Vendor of library materials/products	0.00%	0
Veterinary school/animal institute	1.01%	1

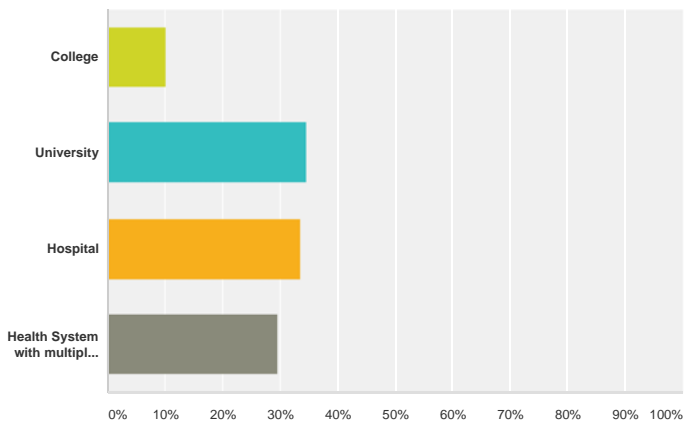
Total Respondents: 99

[Comments \(2\)](#)

Q19

What is the PRIMARY characteristic of your institution?

Answered: 98 Skipped: 4



Answer Choices	Responses
College	10.20% 10
University	34.69% 34
Hospital	33.67% 33
Health System with multiple Hospitals	29.59% 29

Total Respondents: 98

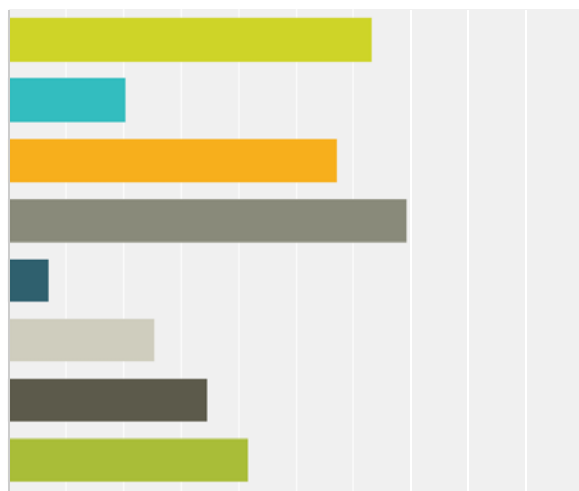
[Comments \(5\)](#)

Q20

Does your library maintain resources or special collections in any of the following subject areas? (Please check all that apply.)

Answered: 98 Skipped: 4

- allied health (e.g.,...
- library and information...
- cancer
- nursing
- chiropractic
- osteopathy
- consumer health
- pharmacy
- dentistry
- psychiatric/mental health
- family practice



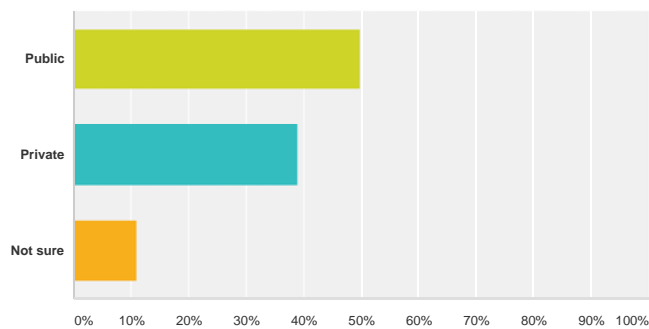
Answer Choices	Responses	
allied health (e.g., pharmacy)	63.27%	62
library and information science	20.41%	20
cancer	57.14%	56
nursing	69.39%	68
chiropractic	7.14%	7
osteopathy	25.51%	25
consumer health	34.69%	34
pharmacy	41.84%	41
dentistry	21.43%	21
psychiatric/ mental health	48.98%	48
family practice	53.06%	52
public health/ health administration	43.88%	43
geriatrics/gerontology/aging	51.02%	50
veterinary medicine	3.06%	3
history of health sciences	29.59%	29
vision sciences	23.47%	23
hospital management/economics	34.69%	34
don't know/not applicable	15.31%	15

Total Respondents: 98

Q21

Is your company public or private?

Answered: 100 Skipped: 2



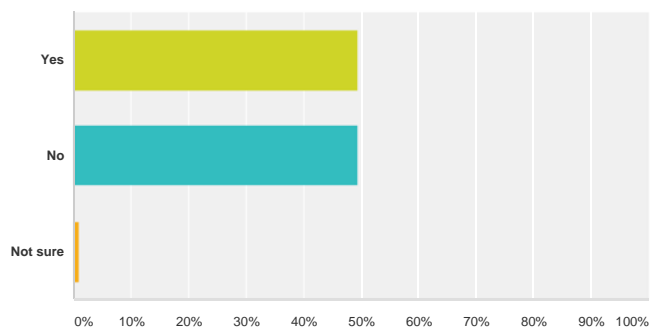
Answer Choices	Responses	
Public	50.00%	50
Private		
Not sure		
Total		100

Answer Choices	Responses
Private	39.00% 39
Not sure	11.00% 11
Total	100

Q22

Is your institution part of a larger health care system?

Answered: 99 Skipped: 3

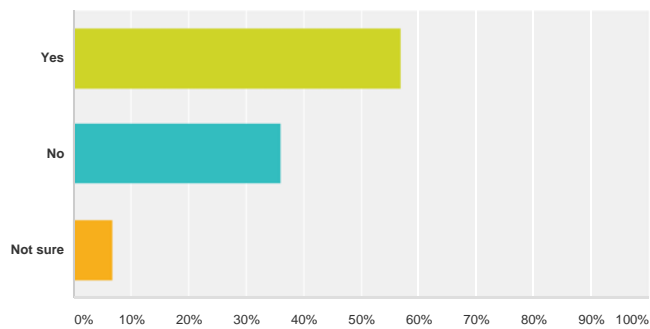


Answer Choices	Responses
Yes	49.49% 49
No	49.49% 49
Not sure	1.01% 1
Total	99

Q23

If yes, does your library serve more than one institution in that system?

Answered: 72 Skipped: 30

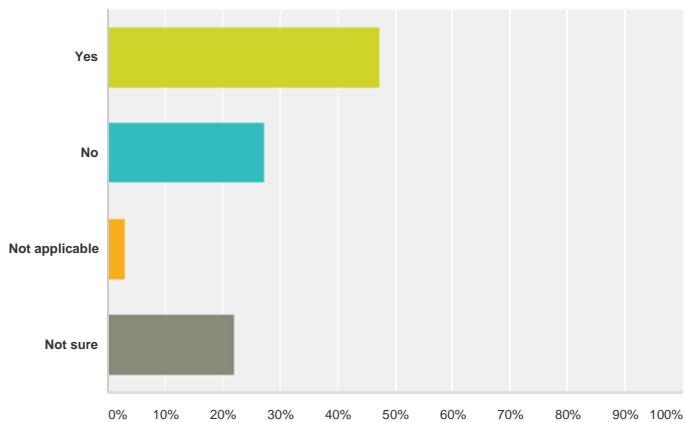


Answer Choices	Responses
Yes	56.94% 41
No	36.11% 26
Not sure	6.94% 5
Total	72

Q24

Did accreditation representatives tour your library or speak to a librarian during their most recent accreditation visit to your institution?

Answered: 99 Skipped: 3

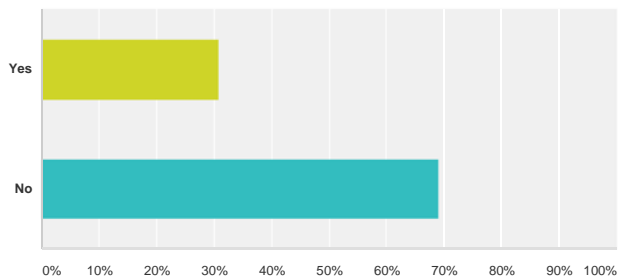


Answer Choices	Responses
Yes	47.47% 47
No	27.27% 27
Not applicable	3.03% 3
Not sure	22.22% 22
Total	99

Q25

Are you in a solo position?

Answered: 97 Skipped: 5



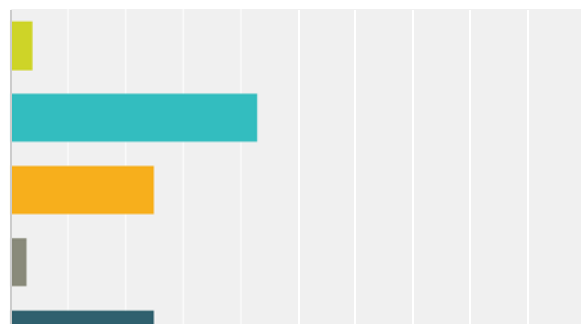
Answer Choices	Responses
Yes	30.93% 30
No	69.07% 67
Total	97

Q26

In which geographic area of Ohio is your library?

Answered: 100 Skipped: 2

NW

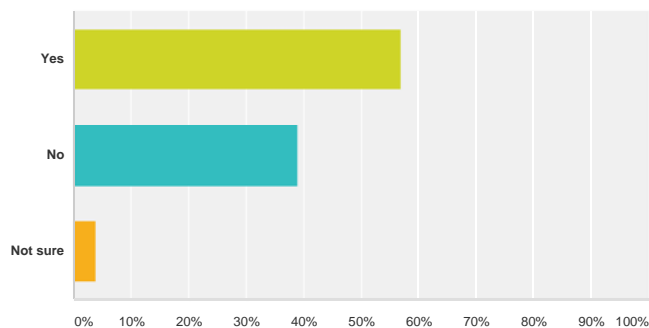


Answer Choices	Responses
NW	4.00% 4
NE	43.00% 43
Central	25.00% 25
SE	3.00% 3
SW	25.00% 25
Total	100

Q27

Are you currently member of OHSLA?

Answered: 100 Skipped: 2




Answer Choices	Responses
Yes	57.00% 57
No	39.00% 39
Not sure	4.00% 4
Total	100

Q28

How many years have you been an OHSLA member?

Answered: 62 Skipped: 40

- 1 year or less
- 2 to 3 years
- 4 to 5 years
- 6 to 10 years

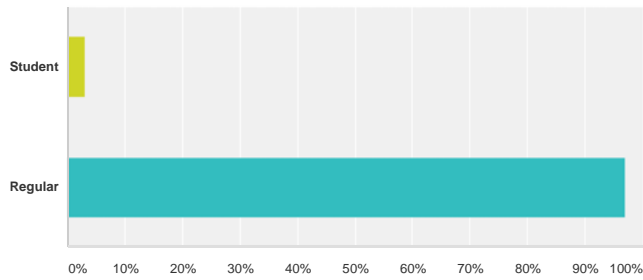


Answer Choices	Responses	
1 year or less	20.97%	13
2 to 3 years	9.68%	6
4 to 5 years	22.58%	14
6 to 10 years	17.74%	11
11 to 15 years	12.90%	8
16 years or more	16.13%	10
Total		62

Q29

What type of OHSLA membership do you currently hold?

Answered: 62 Skipped: 40

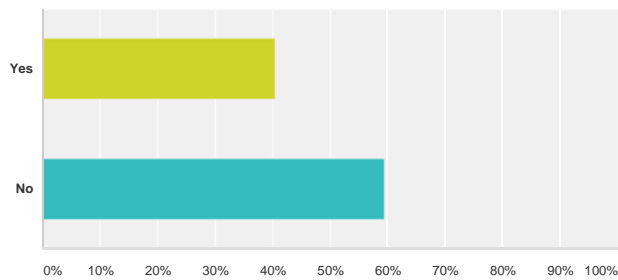


Answer Choices	Responses	
Student	3.23%	2
Regular	96.77%	60
Total		62

Q30

Does your institution pay for your individual membership?

Answered: 74 Skipped: 28



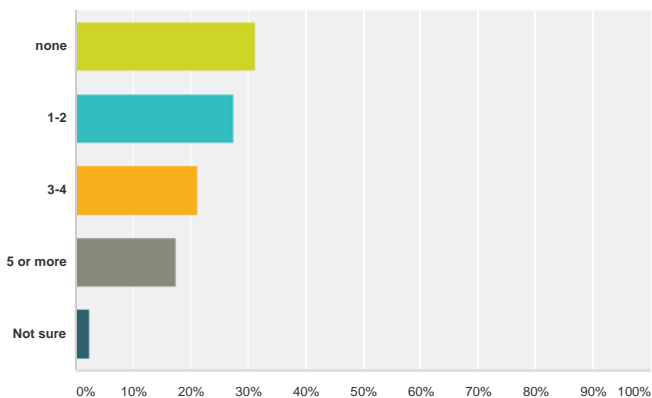
Answer Choices	Responses	
Yes	40.54%	30
No	59.46%	44
Total		74

Answer Choices	Responses
No	59.46% 44
Total	74

Q31

How many OHSLA meetings have you attended in the last five years?

Answered: 80 Skipped: 22

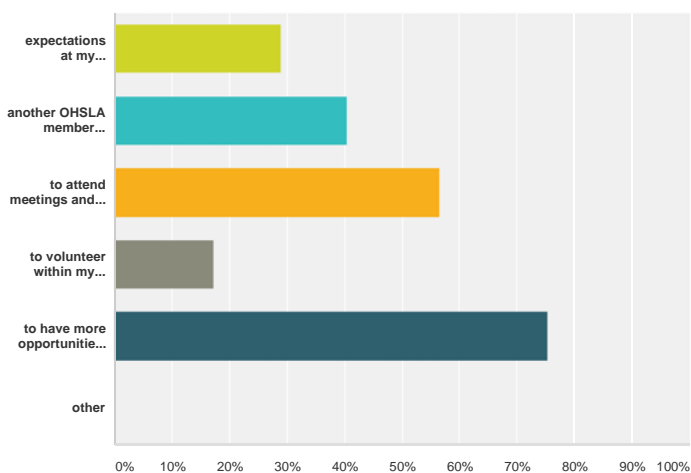


Answer Choices	Responses
none	31.25% 25
1-2	27.50% 22
3-4	21.25% 17
5 or more	17.50% 14
Not sure	2.50% 2
Total	80

Q32

Why did you originally join OHSLA (check all that apply)?

Answered: 69 Skipped: 33



Answer Choices	Responses
expectations at my institution	28.99% 20
another OHSLA member encouraged me to join	40.58% 28
to attend meetings and CE at discounted prices	56.52% 39
to volunteer within my profession	17.39% 12
to have more opportunities to network and share information with my colleagues	75.36% 52
other	0.00% 0

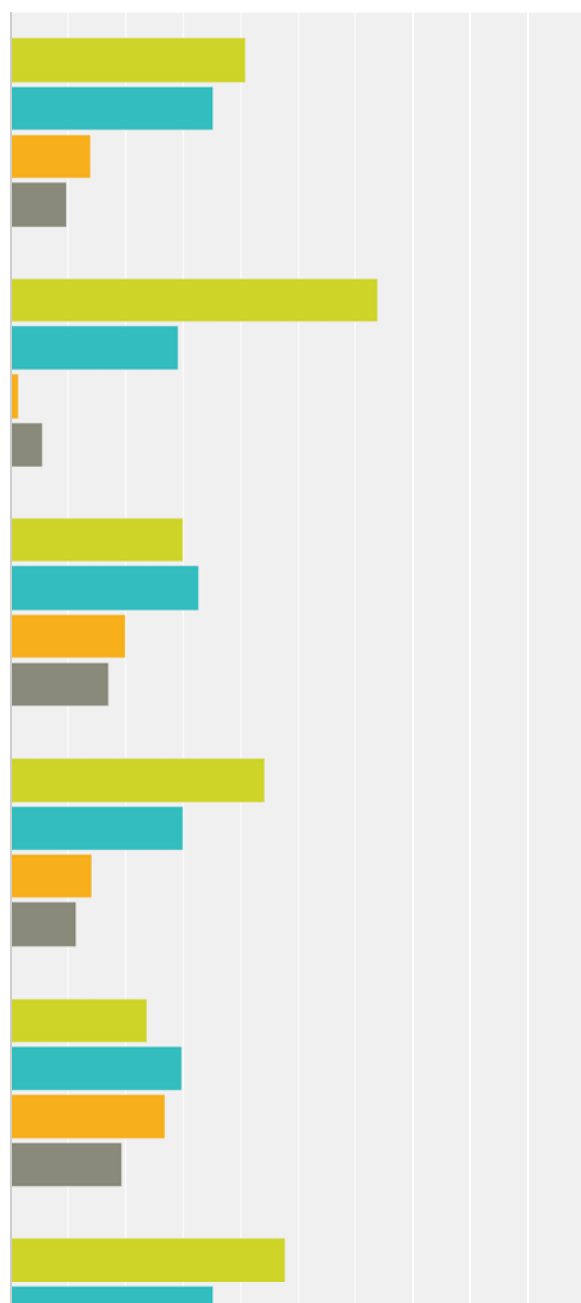
Total Respondents: 69

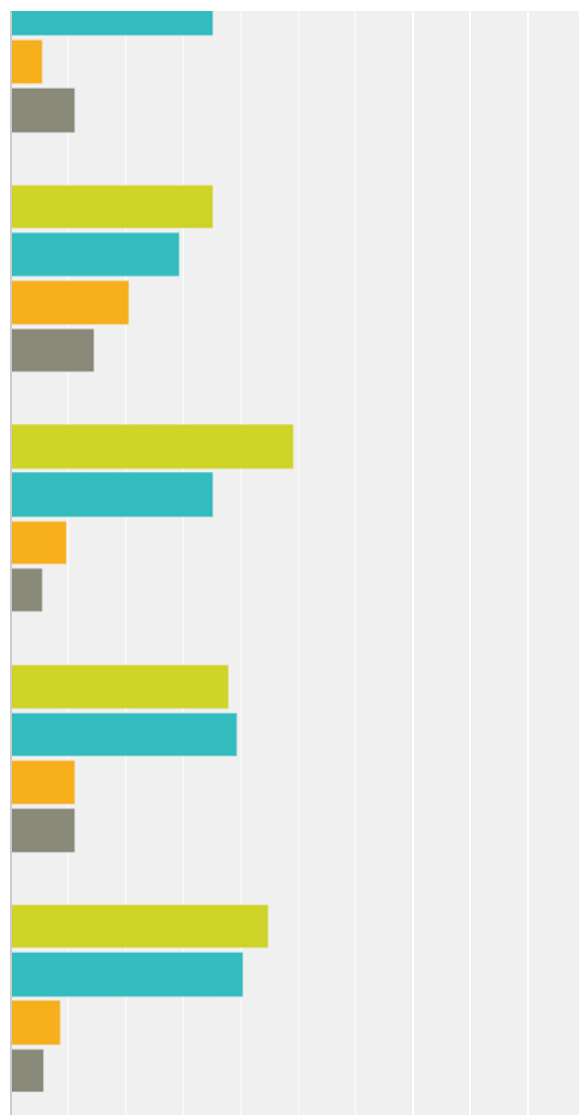
[Comments \(1\)](#)

Q33

Factors that influenced your decision to attend or not attend an OHSLA meeting:

Answered: 73 Skipped: 29





Highly Moderately Very Little Not-At-All

	Highly	Moderately	Very Little	Not-At-All	Total
Administrative support to travel	40.85% 29	35.21% 25	14.08% 10	9.86% 7	71
Program topic	63.89% 46	29.17% 21	1.39% 1	5.56% 4	72
Cost of registration	30.00% 21	32.86% 23	20.00% 14	17.14% 12	70
Scheduling conflict	44.29% 31	30.00% 21	14.29% 10	11.43% 8	70
Family or personal commitments	23.88% 16	29.85% 20	26.87% 18	19.40% 13	67
Distance from work/home	47.89% 34	35.21% 25	5.63% 4	11.27% 8	71
Location (i.e., city, conference center, hotel)	35.29% 24	29.41% 20	20.59% 14	14.71% 10	68
Content of CE offerings	49.30% 35	35.21% 25	9.86% 7	5.63% 4	71
Length of the event; amount of time away from work/other commitments	38.03% 27	39.44% 28	11.27% 8	11.27% 8	71
Chance to network with members or others health	44.93% 31	40.58% 28	8.70% 6	5.80% 4	69

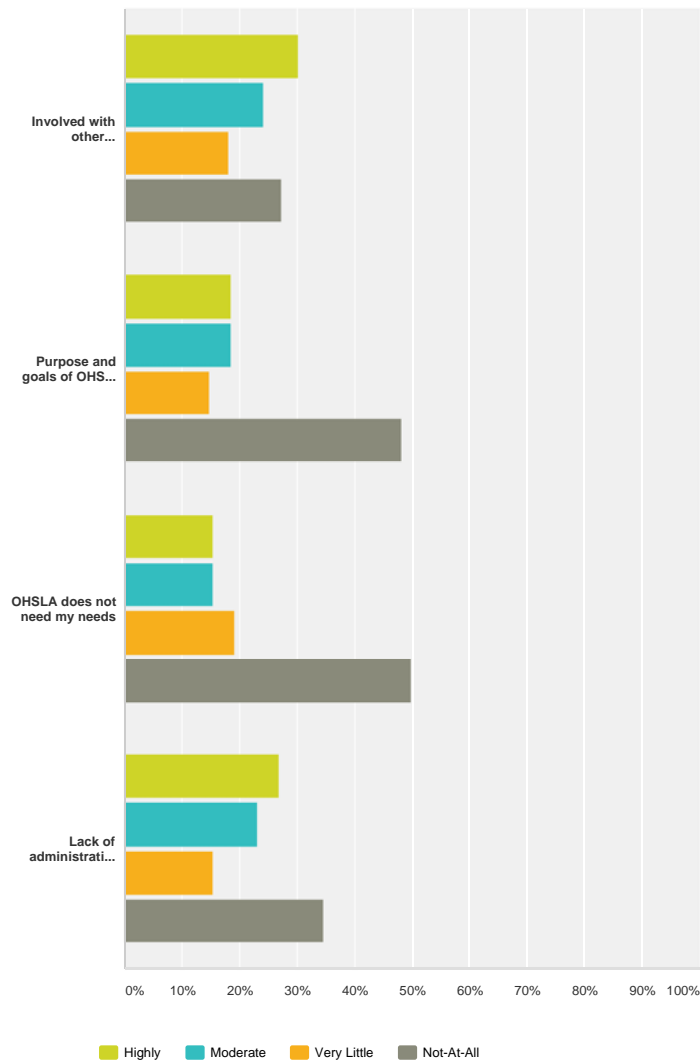
Comments (6)

	Highly	Moderately	Very Little	Not-At-All	Total
science professionals/paraprofessionals					
Comments (6)					

Q34

If you are not OHSLA member, which factors are influencing your decision in not joining OHSLA?

Answered: 35 Skipped: 67



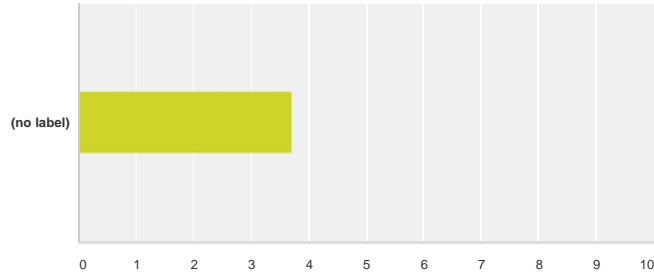
	Highly	Moderate	Very Little	Not-At-All	Total
Involved with other professional organizations	30.30% 10	24.24% 8	18.18% 6	27.27% 9	33
Purpose and goals of OHSLA unclear	18.52% 5	18.52% 5	14.81% 4	48.15% 13	27
OHSLA does not need my needs	15.38% 4	15.38% 4	19.23% 5	50.00% 13	26
Lack of administrative support for involvement in professional organizations	26.92% 7	23.08% 6	15.38% 4	34.62% 9	26

	Highly	Moderate	Very Little	Not-At-All	Total
--	--------	----------	-------------	------------	-------

Q35

How well OVERALL does OHSLA serve your needs?

Answered: 89 Skipped: 13

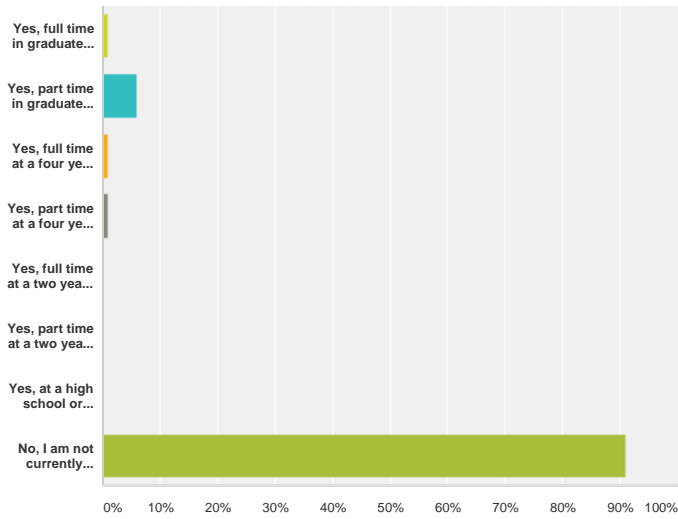


	Excellent	Very Good	Average	Fair	Poor	Don't know/no opinion	Total	Weighted Average
(no label)	5.62% 5	28.09% 25	25.84% 23	3.37% 3	4.49% 4	32.58% 29	89	3.71

Q36

Are you currently enrolled as a student?

Answered: 100 Skipped: 2

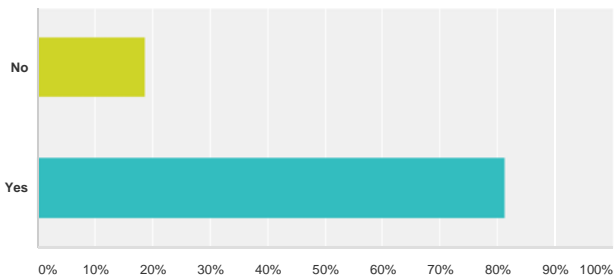


Answer Choices	Responses
Yes, full time in graduate school	1.00% 1
Yes, part time in graduate school	6.00% 6
Yes, full time at a four year undergraduate college/university	1.00% 1
Yes, part time at a four year undergraduate college/university	1.00% 1
Yes, full time at a two year undergraduate college/university	0.00% 0
Yes, part time at a two year undergraduate college/university	0.00% 0
Yes, at a high school or equivalent	0.00% 0
No, I am not currently enrolled as a student	91.00% 91
Total	100

Q37

Are you member of any other Library organization?

Answered: 96 Skipped: 6



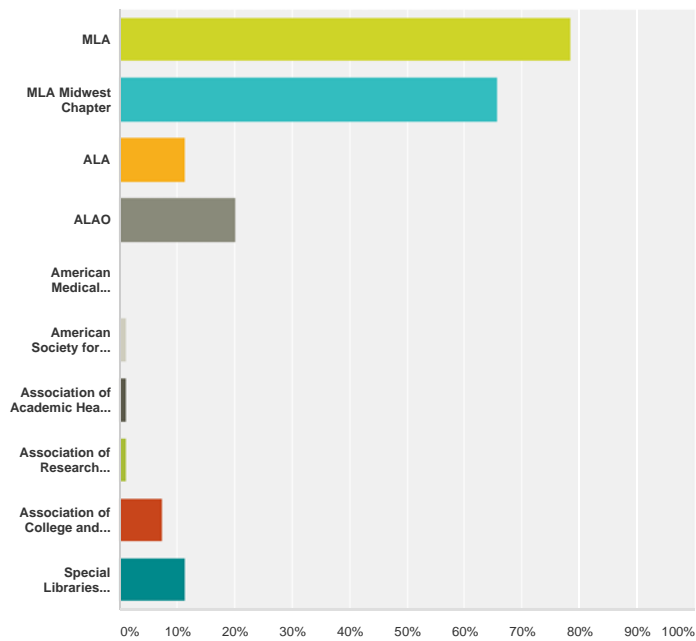
Answer Choices	Responses
No	18.75% 18
Yes	81.25% 78

Total Respondents: 96

Q38

If yes, select appropriate:

Answered: 79 Skipped: 23



Answer Choices	Responses
MLA	78.48% 62
MLA Midwest Chapter	65.82% 52
ALA	11.39% 9
ALAO	20.25% 16
American Medical Informatics Association (AMIA)	0.00% 0

Total Respondents: 79

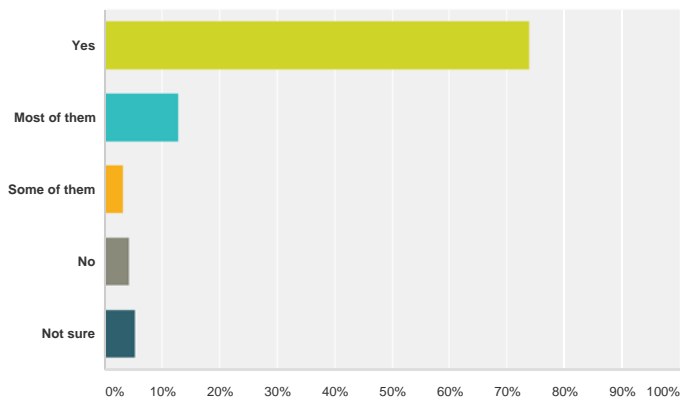
[Comments \(20\)](#)

Answer Choices	Responses
American Society for Information Science & Technology (ASIS&T)	1.27% 1
Association of Academic Health Sciences Libraries (AAHSL)	1.27% 1
Association of Research Libraries (ARL)	1.27% 1
Association of College and Research Libraries (ACRL)	7.59% 6
Special Libraries Association (SLA)	11.39% 9
Total Respondents: 79	
Comments (20)	

Q39

Do you plan to maintain all of these professional association memberships in 2015?

Answered: 92 Skipped: 10



Answer Choices	Responses
Yes	73.91% 68
Most of them	13.04% 12
Some of them	3.26% 3
No	4.35% 4
Not sure	5.43% 5
Total Respondents: 92	

Q40

Which of the following electronic devices do you use professionally? (Please select all that apply.)

Answered: 100 Skipped: 2

- Desktop Computer
- Laptop Computer
- Tablet computer (e....
- E-book Reader (e.g., Kindl...
- Smart/mobile Phone

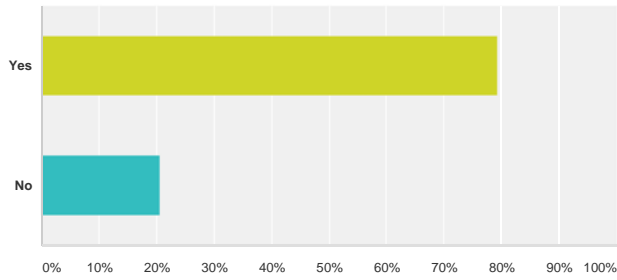


Answer Choices	Responses	
Desktop Computer	92.00%	92
Laptop Computer	71.00%	71
Tablet computer (e.g. iPad, Samsung Galaxy)	50.00%	50
E-book Reader (e.g., Kindle, Nook)	17.00%	17
Smart/mobile Phone	57.00%	57
I do not use any of these electronic devices	0.00%	0
Total Respondents: 100		

Q41

Should the Presidency of OHSLA continue to alternate appointments between academic and hospital librarians?

Answered: 68 Skipped: 34




Answer Choices	Responses	
Yes	79.41%	54
No	20.59%	14
Total		68

[Comments](#) (15)

Q42

What primary activities would you like offered at OHSLA meetings? (Rank answers number 1 being your preference)

Answered: 81 Skipped: 21



	1	2	3	4	5	N/A	Total	Score
CE hours educational sessions	60.49% 49	7.41% 6	7.41% 6	2.47% 2	14.81% 12	7.41% 6	81	4.04
Round Tables discussions	2.47% 2	17.28% 14	18.52% 15	34.57% 28	19.75% 16	7.41% 6	81	2.44
Open discussion on sharing best practices	17.28% 14	19.75% 16	16.05% 13	23.46% 19	17.28% 14	6.17% 5	81	2.96
Guest speakers	9.88% 8	35.80% 29	23.46% 19	17.28% 14	6.17% 5	7.41% 6	81	3.28
Panel of experts	3.70% 3	13.58% 11	28.40% 23	13.58% 11	32.10% 26	8.64% 7	81	2.38

Q43

Please, if you have any other sugesstion for OHSLA meetings primary activities feel free to share .

Answered: 7 Skipped: 95

Too much emphasis on CE, and while CE has its place by itself, this is ultimately tied to AHIP which is meaningless outside MLA circles. If the meetings don't have a purpose and the association does nothing for its members besides provide CE, it risks becoming irrelevant. Also, we MUST get these meetings on the calendar SOONER. Many of us are scheduling out months in advance. 30 or 40 days notice for an all day event is not enough.

3/3/2015 9:57 AM

Fridays do not work for me!

2/19/2015 3:31 PM

create more opportunity to network; encourage all members equaly to serve on committees, hot just have same people rotating; create more presence and engagement oportunities for younger members/students, consumer health librarians.

1/30/2015 5:08 PM

I think OSHLA is a very professional and knowledgeable group! I enjoy being a member and any topics related to "one person" library administrators and tips/strategics. Maybe grant writing as well. Should have gotten my MLA certification and never did that - I may look at it again.

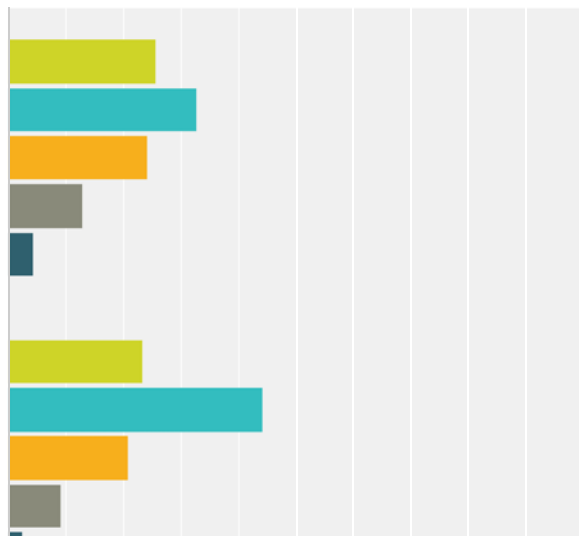
1/30/2015 3:46 PM

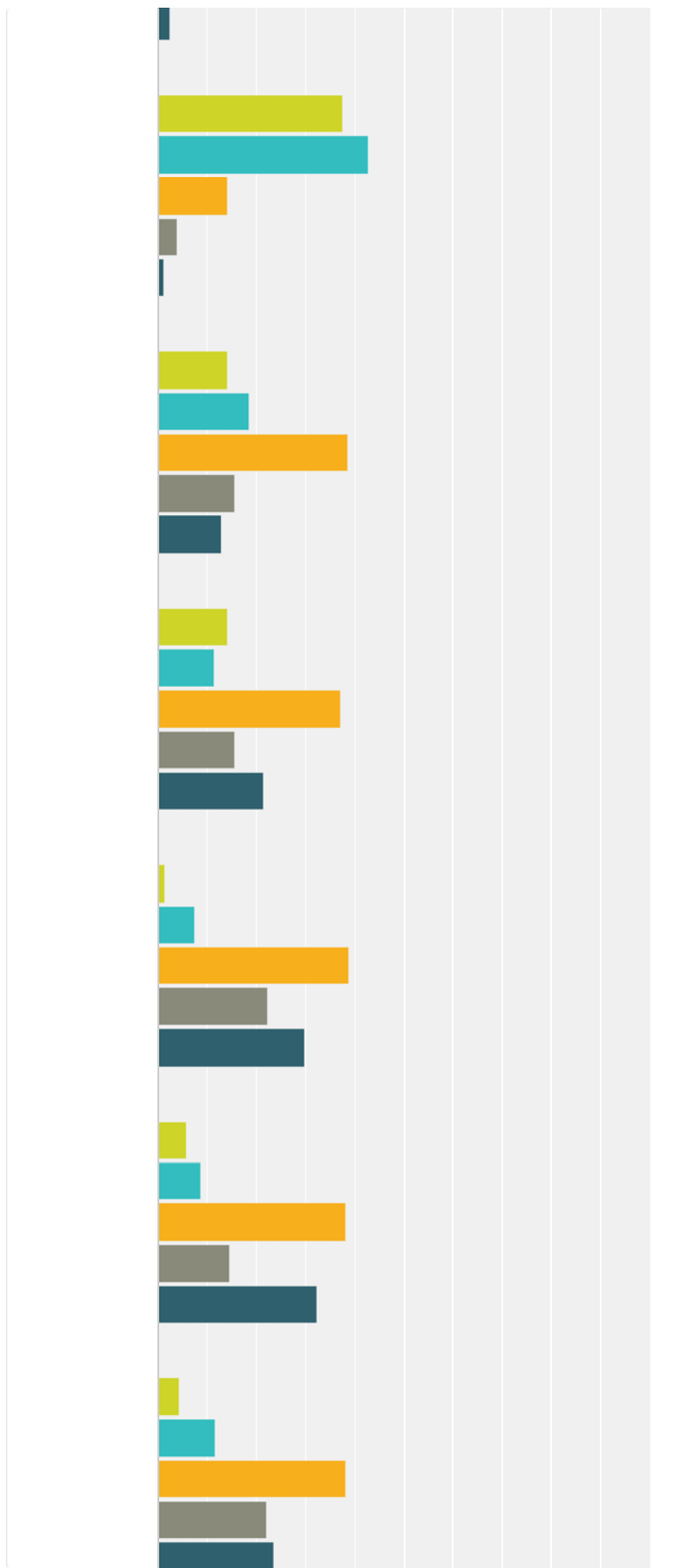
I think we need to network with other Ohio library associations and possibly hold joint meetings.

Q44

What communication methods do you want for staying current with organization news? Please rate current or estimated potential usefulness of the items listed below.

Answered: 78 Skipped: 24







■ Necessary - Keep it or Let's Add it
 ■ Very useful
 ■ Neutral
 ■ Seldom Useful
■ Not useful - Eliminate or don't want to add it

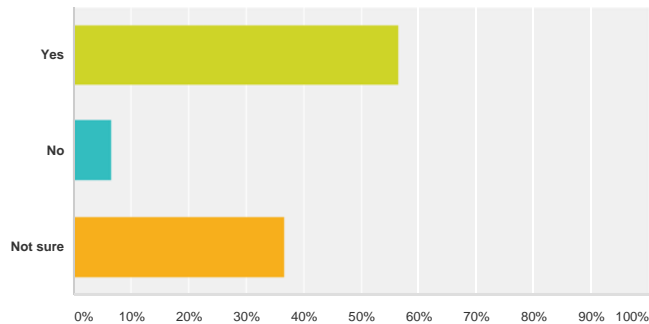
	Necessary - Keep it or Let's Add it	Very useful	Neutral	Seldom Useful	Not useful - Eliminate or don't want to add it	Total
Discussion List	25.71% 18	32.86% 23	24.29% 17	12.86% 9	4.29% 3	70
Newsletter	23.38% 18	44.16% 34	20.78% 16	9.09% 7	2.60% 2	77
Web Site	37.66% 29	42.86% 33	14.29% 11	3.90% 3	1.30% 1	77
Blog	14.29% 10	18.57% 13	38.57% 27	15.71% 11	12.86% 9	70
Facebook	14.29% 10	11.43% 8	37.14% 26	15.71% 11	21.43% 15	70
RSS	1.49% 1	7.46% 5	38.81% 26	22.39% 15	29.85% 20	67
Twitter	5.88% 4	8.82% 6	38.24% 26	14.71% 10	32.35% 22	68
Podcast	4.41% 3	11.76% 8	38.24% 26	22.06% 15	23.53% 16	68

[Comments \(7\)](#)

Q45

Would you participate in an online (virtual) meeting?

Answered: 90 Skipped: 12

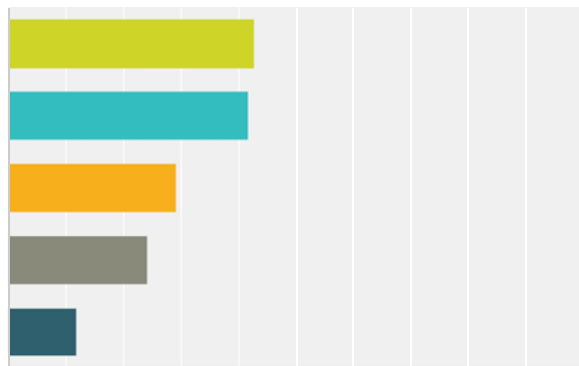


Answer Choices	Responses
Yes	56.67% 51
No	6.67% 6
Not sure	36.67% 33
Total	90

Q46

Which online meeting software do you prefer? (Rank your preferences nuber 1 being your first choice.)

Answered: 72 Skipped: 30



	1	2	3	4	5	Total	Score
GoToMeeting	50.00% 36	37.50% 27	5.56% 4	4.17% 3	2.78% 2	72	4.28
WebEx	41.67% 30	43.06% 31	8.33% 6	5.56% 4	1.39% 1	72	4.18
Google Chat/HangOut	5.56% 4	8.33% 6	59.72% 43	26.39% 19	0.00% 0	72	2.93
Skype	2.78% 2	6.94% 5	25.00% 18	59.72% 43	5.56% 4	72	2.42
Other	0.00% 0	4.17% 3	1.39% 1	4.17% 3	90.28% 65	72	1.19

Q47

Please, if you have chose 'Other' in your ranking answer on previous question feel free to share that option .

Answered: 4 Skipped: 98

Adobe connect
3/27/2015 11:55 AM

Adobe Connect
3/3/2015 9:57 AM

I have no strong preferences among the meeting software.
2/20/2015 1:39 PM

#46 would not let me choose n/a, so all the rankings besides my first choice are not mine - I was unable to rank 2 -5 (which I would have selected "n/a" since I never used them.)
2/7/2015 9:37 PM

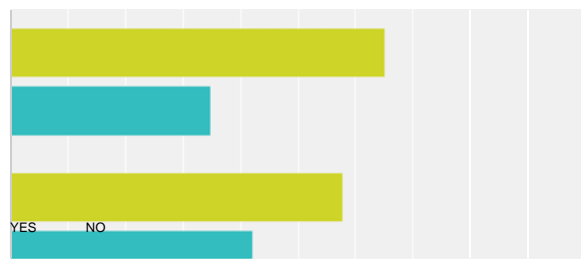
Q48

Changing the annual OHSLA meeting to a virtual/online format could:

Answered: 81 Skipped: 21

increase
likelihood of...

probably not
affect the...



	YES	NO	Total
increase likelihood of my participation	65.22% 45	34.78% 24	69
probably not affect the likelihood of my participation	57.89% 33	42.11% 24	57
decrease the likelihood of my participation	21.57% 11	78.43% 40	51

[Comments \(4\)](#)

Q49

What benefits would you like OHSLA to offer?

Answered: 19 Skipped: 83

Resume consultation, research sounding board
3/13/2015 12:41 PM

More discussion of issues important to health sciences. The list is far too quiet.
3/3/2015 9:57 AM

More contact with peers, professional development opportunities
2/20/2015 8:32 AM

Keep professional status
2/20/2015 7:29 AM

CE and networking most important to me
2/19/2015 3:31 PM

inexpensive CEs
2/19/2015 3:04 PM

I enjoy the opportunity to obtain CEs at the meetings, maybe online CEs could be offered for those who cannot attend, and they could be done on one's own time.
2/17/2015 9:37 PM

Q50

Please list any suggestions that you might have for OHSLA meeting programs and feel free to add any additional comments/questions/ideas.

Answered: 16 Skipped: 86

Local lunch or brunch meeting
3/13/2015 6:06 PM

how do I write a research proposal, turning "brick and mortar" BI classes into distance learning learning modules
3/13/2015 12:41 PM

Consider once per year for a longer period of time (2 days or 1.5 days). Consider incorporating real experiences tied to CE topics. Stop relying on FREE GMR speakers (Or other NN/LM folks). Get REAL experts!
3/3/2015 9:57 AM

I'm afraid my survey will skew your results; OHSLA isn't for me because medical libraries no longer serve my professional needs. OHSLA serves its intended audience well, but that isn't me.
2/19/2015 3:02 PM

I.T. trends/products/software evals/training; Marketing tips/classes; statistics courses - what's best to collect/how to present; time mgt; project mgt; digital organization of admin records, etc
2/4/2015 12:54 PM

For me, OHSLA is extremely important for face-to-face networking and idea sharing as I have had, in recent

